

RESULT

Genetic Breed Detection



XXXXXXXXXXXXXXXXXX

Testkit ID

Chip Number

Owner

Sample collection performed by
Veterinary
Dr. Mustermann, Tierklinik
Musterhausen

Adnà



Result of XXXXX's Breed Determination

Mixed Breed

We detected **20 breed(s)** from **7 group(s)** in XXXXXXX's DNA



- Sheepdogs and Cattle dogs
- Sighthounds
- Pointing Dogs
- Spitz and Primitive Types
- Pinscher and Schnauzer
- Terriers
- Scenthounds and Related Breeds

Detailed Breed Breakdown

Percentage Breakdown of Detected Breeds, grouped by FCI Classification
(FCI: Fédération Cynologique Internationale)

• SHEEPDOGS AND CATTLEDOGS (38 %)

12% - German Shepherd Dog



10% - Maremma Sheepdog



5% - Schapendoes



5% - White Swiss Shepherd Dog



3% - Dutch Shepherd Dog




3% - Miniature American Shepherd




• **SIGHTHOUNDS (18 %)**


9% - Taigan



6% - Saluki




3% - Chart Polski




• **POINTING DOGS (14 %)**


6% - Pont-Audemer Spaniel




3% - German Longhaired Pointer



3% - German Rough Haired Pointer




2% - German Shorthaired Pointer




• **SPITZ AND PRIMITIVE TYPES (13 %)**

9% - Samoyed




4% - Finnish Lapphund (Suomen Lapinkoira)




• **PINSCHER AND SCHNAUZER (7 %)**


3% - Anatolian Shepherd Dog



2% - Central Asian Ovcharka




2% - Caucasian Shepherd Dog




• **TERRIERS (7 %)**

7% - Jack Russell Terrier



• **SCENTHOUNDS AND RELATED BREEDS (3 %)**

3% - Kritikos Lagonikos





RELATIONS

Ancestry Tree

Adnà

Analysis Details

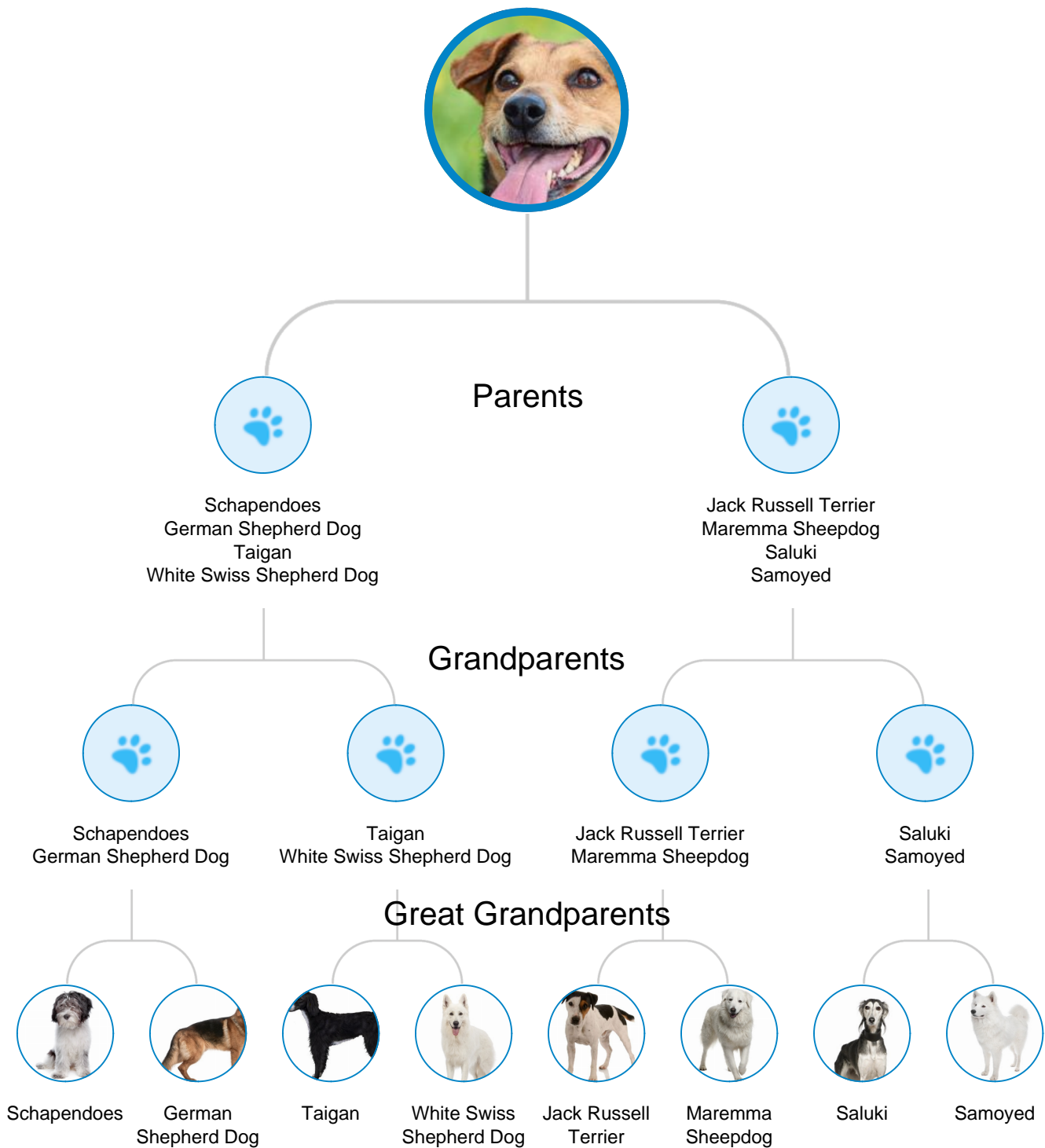
Our ancestry tree, based on the genetic analysis of your dog's DNA, is designed to display the most influential, or dominant, breeds that make up your dog's ancestry. The tree provides a straightforward snapshot of your dog's genetic heritage by focusing on the parental generation, thus showing the immediate and most potent genetic contributors.

Parental Display: In the ancestry tree, these dominant breeds are represented as your dog's "parents". Even though this is a simplification of the actual genetic complexities, it effectively highlights the most prevalent breed influences on your dog.

Mixed Breed Identification: In cases where a parent breed is identified as a mixed breed—meaning it has a substantial but not singular association with certain breed markers—it is marked as "Mix". This label signifies that while your dog has a significant amount of certain breed markers, they are distributed across several breeds rather than being attributed to one specific breed.

This simplified view of your dog's genetic makeup can provide valuable insights into their likely behavioral traits, potential health issues, and overall breed heritage. Keep in mind that even with this knowledge, every dog is unique and their upbringing, environment, and individual personality can shape their behavior just as much as, if not more than, their breed heritage.

Based on the genetic data, we have identified the following breeds within your dog's ancestry. Please note that this list includes only the most dominant of all detected breeds.





WEIGHT

Based on Musterhund Rudy's DNA we can predict the following estimated weight

20.9 KG

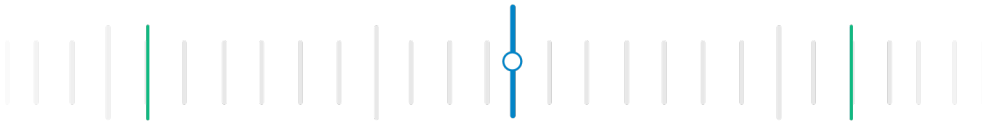
Minimum Weight

27 KG

Expected Weight

35.8 KG

Maximum Weight



Analysis Details

Minimum Weight

This is the least possible weight that your dog might have, based on genetic variants in its DNA that are associated with lower body weight. It assumes an environment and lifestyle at the extreme low end of influencing factors that contribute to body weight such as diet, exercise, and health status. Remember, this is not an ideal or healthy weight, but rather the lowest possible estimate based on her genetic profile.

Expected Weight

This is the most likely weight that your dog will have, considering both its genetic predispositions and assuming an average lifestyle and environmental influence. It's calculated by taking into account the cumulative effect of various genetic factors identified in her DNA that are associated with body weight, along with typical environmental and lifestyle factors.

Maximum Weight

This is the highest possible weight that your dog might reach, based on genetic variants in its DNA that are associated with higher body weight. It assumes an environment and lifestyle at the extreme high end of influencing factors that contribute to body weight such as diet, exercise, and health status. Just as with minimum weight, this is not an ideal or healthy weight, but rather the highest possible estimate based on her genetic profile.



MDR1

Drug Sensitivity

If your dog carries the MDR1 gene defect, it can lead to life-threatening intolerance to certain substances, triggered by anesthesia, topical treatments, dewormers, and more. This defect affects not only herding breeds, but also mixed breeds. Testing is the only way to rule out this defect as your dog shows no external signs of illness.

ANALYSIS RESULT

 **CLEAR**

What does this mean for you?

Your dog is clear of the MDR1 gene defect. This means that there is no increased risk for specific drug sensitivities related to MDR1 defect. Nonetheless, inform your vet about the MDR1 status and continue regular health checks. Promoting a healthy lifestyle for your dog remains important.